

EcoSlimLamp LED

LED for Display, Cabinet, Furniture & Cove

Linear Perfection with Slimlamp



- AC power driver built in
- Dark spot free at the linking point
- Round and flat miky diffuser
- Isolation circuit applied






Specification

Model Name	Power Input	Lamp Power	Current consumption	Power Factor	Lumens	Efficiency	Color Rendering	Available Color	Operating Temperature
ELS5 40K-230V	AC220-240V	5 W	0.025A	PF > 0.9	425 lm	85 lm/W	Ra > 80	3,000K/4,000K/5,700K	0~45°C
ELS10 40K-230V	AC220-240V	9.8 W	0.031A	PF > 0.9	1,092 lm	112 lm/W	Ra > 80	3,000K/4,000K/5,700K	0~45°C
ELS15 40K-230V	AC220-240V	14 W	0.050A	PF > 0.9	1,504 lm	107 lm/W	Ra > 80	3,000K/4,000K/5,700K	0~45°C
ELS20 40K-230V	AC220-240V	19 W	0.069A	PF > 0.9	1,968 lm	103 lm/W	Ra > 80	3,000K/4,000K/5,700K	0~45°C

Dimension


Model Name	Power Input (V)	Lamp Power (W)	A (mm)	B (mm)	C (mm)
ELS5 40K-230V	AC220-240	5	320	23.5	32.5
ELS10 40K-230V	AC220-240	9.8	580	23.5	32.5
ELS15 40K-230V	AC220-240	14	880	23.5	32.5
ELS20 40K-230V	AC220-240	19	1,180	23.5	32.5



Max. connection

- Max. connection : 400W
10W(40pcs), 15W(26pcs), 20W(20pcs)

Lamp Color



Accessories



@ Connecting cable

ELSPTC/T	ELSPTC1/T	ELSPTC2/T	ELSPTC4/T	ELSPTC6/T
150mm(6inch)	300mm(1feet)	600mm(2feet)	1,200mm(4feet)	1,800mm(6feet)



Power cord

General type (b) ELSPC230/T (1,800mm)
Vertical type : (c) ELSPC230/SM1/T
Horizontal type : (d) ESLPC230/SM2/T (1,800mm)



(e) Direct connector : ELSCLP/T



(f) Direct connector : ELSPLC

Compatible connector between Eco Slimlamp LED and slimlamp power cord (DLPC230/T)



(g) End Cap : ELS-CAP



(h) Mounting bracket

ELS-BRACKET1(A) : 1set = 2pcs
ELS-BRACKET1(B) : 1set = 3pcs

