

## EcoSlimLamp LED

LED for Display, Cabinet, Furniture & Cove

Linear perfection with slimlamp



- AC power driver built in
- Dark spot free at the linking point
- Round and flat miky diffuser
- Isolation circuit applied






### Specification

Model Name	Power Input	Lamp Power	Current consumption	Power Factor	Luminous Flux	Efficiency	Color Rendering	Available Color	Operating Temperature
ELS5 40K-230V	AC220-240V	5W	0.025A	PF > 0.9	425 lm	85 lm/W	Ra > 80	3,000K/4,000K/5,700K	0~45°C
ELS10 40K-230V	AC220-240V	10W	0.031A	PF > 0.9	850 lm	85 lm/W	Ra > 80	3,000K/4,000K/5,700K	0~45°C
ELS15 40K-230V	AC220-240V	15W	0.050A	PF > 0.9	1,275 lm	85 lm/W	Ra > 80	3,000K/4,000K/5,700K	0~45°C
ELS20 40K-230V	AC220-240V	20W	0.069A	PF > 0.9	1,700 lm	85 lm/W	Ra > 80	3,000K/4,000K/5,700K	0~45°C

### Dimension


Model Name	Power Input (V)	Lamp Power (W)	A (mm)	B (mm)	C (mm)
ELS5 40K-230V	AC220-240	5	320	23.5	32.5
ELS10 40K-230V	AC220-240	10	580	23.5	32.5
ELS15 40K-230V	AC220-240	15	880	23.5	32.5
ELS20 40K-230V	AC220-240	20	1,180	23.5	32.5



### Max. connection

- Max. connection : 400W  
10W(40 pcs), 15W(26 pcs), 20W(20 pcs)

### Lamp Color



### Accessories




#### @ Connecting cable

ELSPTC/T	ELSPTC1/T	ELSPTC2/T	ELSPTC4/T	ELSPTC6/T
150mm(6inch)	300mm(1feet)	600mm(2feet)	1,200mm(4feet)	1,800mm(6feet)



#### Power cord

General type : @ ELSPC230/T (1,800mm)  
Vertical type : @ ELSPC230/SM1/T  
Horizontal type : @ ESLPC230/SM2/T (1,800mm)



#### @ Direct connector : ELSCLP/T



#### ① Direct connector : ELSPLC

Compatible connector between Eco Slimlamp LED and slimlamp power cord (DLPC230/T)



#### @ End Cap : ELS-CAP



#### h Mounting bracket

ELS-BRACKET1(A) : 1set = 2pcs  
ELS-BRACKET1(B) : 1set = 3pcs

