




PRODUCT FEATURES

- To be used with constant voltage DC 24V driver
- Mini spotlight with various beam angle
- Dimmable with available accessories
- Available in black and white

PRODUCT SPECIFICATIONS

- Voltage : DC 24V
- Operating Temperature : 0-45° C
- Lamp Life : 50,000hr / 70%
- Available CCTs : 2700K, 3000K, 3500K, 4000K
- Color Rendering Index : CRI>90
- Finishes : Black, White
- Dimming : Forward / Reverse Phase, 0-10V (with interface)
- 5 year warranty

Round surface type



White

Square surface type

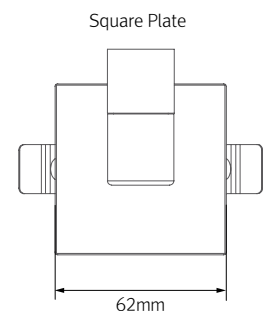
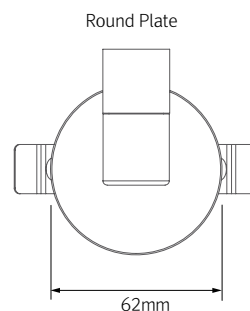
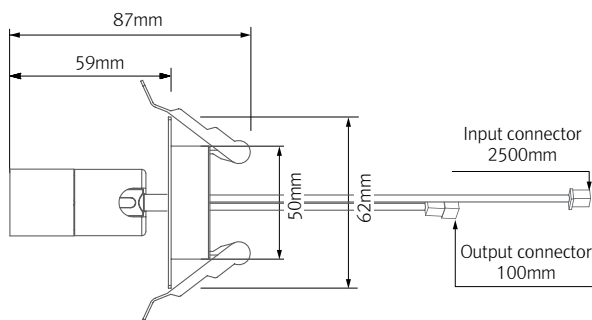


Black

SPECIFICATION

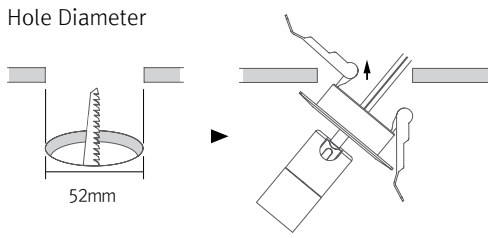
Model Name	Power Input	Lamp Power	Luminous Flux	Luminous Efficacy	Color Rendering Index	Color Temperature	Beam Angle	Plate	Operating Temperature
DVP340K-24V-BK-28-RP	DC 24V	2.6 W	253.1 lm	97.7 lm/W	CRI > 90	2700K 3000K 3500K 4000K	28° 40° 50°	Round Square	0-45° C

DIMENSION

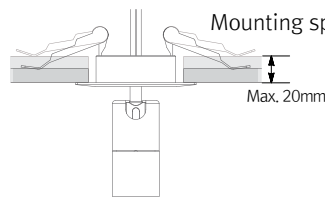


INSTALLATION

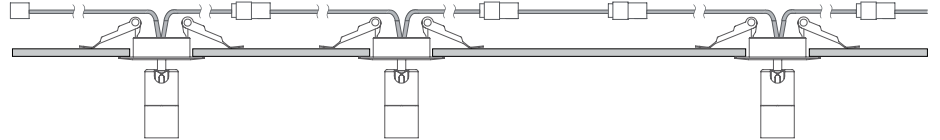
Hole Diameter



Mounting spring installation

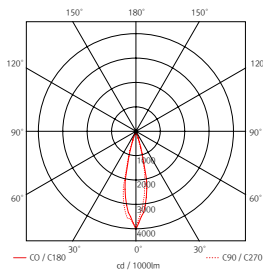


★ Linkabel between FLX Spot DVP and FLX Spot DVP (Max. 10 units connectable)

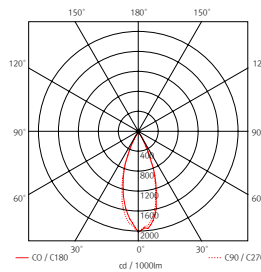


BEAM ANGLE

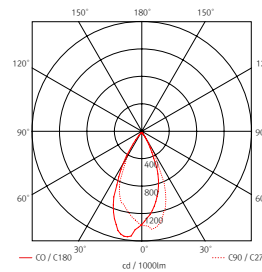
DVP3 40K-24V-BK-28-RP



DVP3 40K-24V-BK-40-RP



DVP3 40K-24V-BK-50-RP



COMPONENTS

★ Linkabel between FLX Spot DVP and FLX Spot DVP (Max. 10 units connectable)



FLX Spot DVP
_DVP3 40K-24V-BK-28-RP



FLX Spot DVP
_DVP3 40K-24V-BK-28-SP



DVP-HOOD
_DVP3-HOOD-BK-28
Hood with lens for replacement



12 Port Hub
_D12P-HUB
Included with Cord and Plug drivers. Order separately for Hard Wire or 3rd Party Drivers



LED Drivers
_FLC30-24V/T
_FLC75-24V/T
_FLC200-24V/T
with distributor and power cord(1800mm)



Occupancy sensor
_FLS-P24V



Door and motion sensor
_FLS-M24V



Wireless Control (Zigbee Switch)
_FSM-Z1



Dimming Interface
_FDC-L10
Max. 100W(100W/CH, 1CH)
0-10V Signal



Dimming Interface
_FDA-L2MO
Max. 200W(100W/CH, 2CH)
_FDA-L5M
Max. 200W(50W/CH, 5CH)



Dimming Interface (Dail)
_FDD-L1DA



Dimming Interface (Zigbee)
_FDD-L2Z
_FDD-L2Z

SPECIFICATION GUIDE

MODEL	COLOR	FINISH	BEAM ANGLE	TYPE
DVP 3	27K - 2700K 30K - 3000K 35K - 3500K 40K - 4000K	BK - Black WT - White SV - Silver (Special Order Option) GD - Gold (Special Order Option)	28° 40° 50°	RP - Round Plate SP - Square Plate